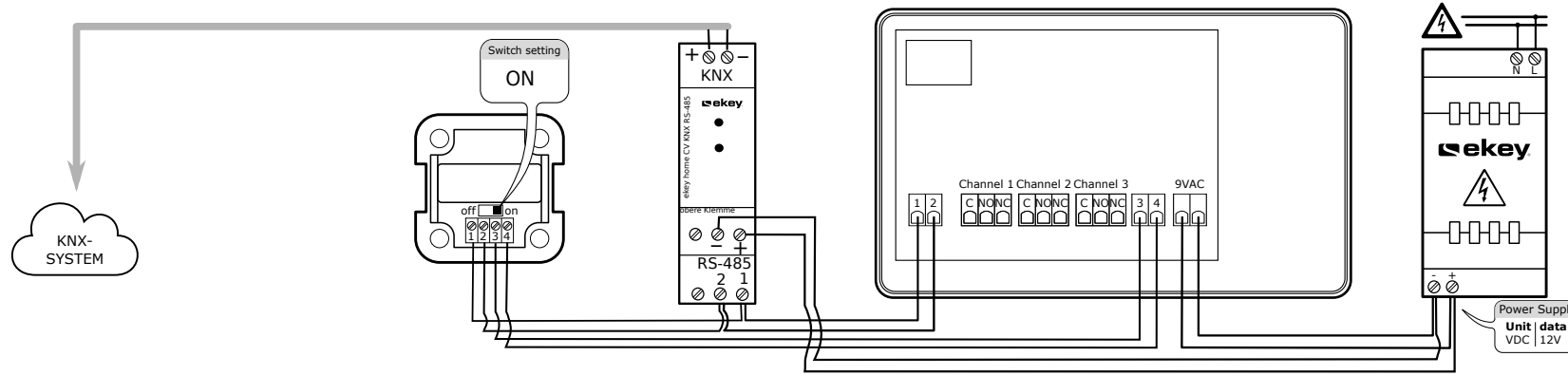
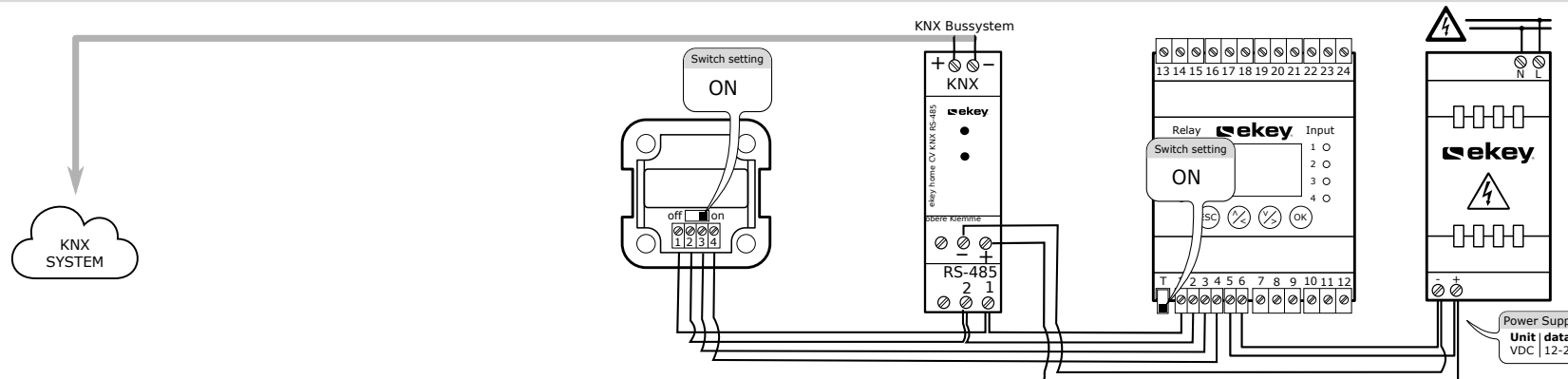




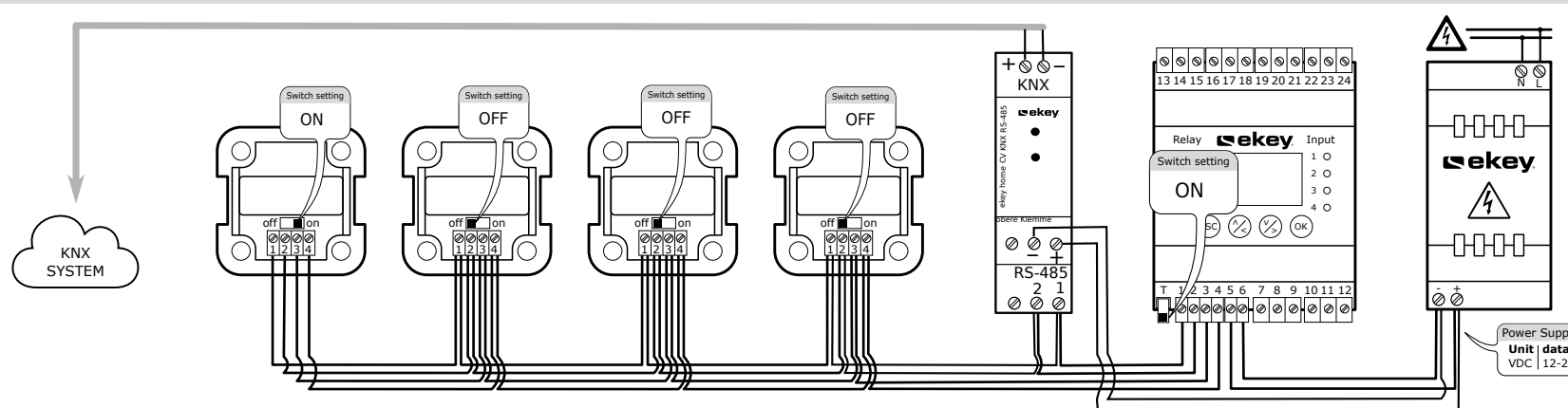
ekey home CP AP version



ekey home CP REG version



ekey multi CP REG version



VERKABELUNGSPLAN
WIRING DIAGRAM
SCHÉMA ZAPOJENÍ
SCHÉMA DE CÂBLAGE
SCHEMA DI CABLAGGIO
BEKABELINGSPLAN
SCHEMA ZAPOJENIA
NAČRT OŽIČENJA

ID223/501: Version: 2, 02.02.2016
<http://www.ekey.net/downloads>



802314

CABLE RECOMMENDATION

RS485 + Power Supply:

J-Y(ST)Y with 0.6 or 0.8mm²
or recommended cable for KNX

KNX:

see recommended cable for KNX



| PIN | DESCRIPTION |
|-------|----------------------|
| 1 | RS485 (Clamp 1) |
| 2 | RS485 (Clamp 2) |
| + | Power supply + VDC |
| - | Power supply - (GND) |
| KNX + | KNX + |
| KNX - | KNX - |