

## ekey net station

### Product description

*ekey net station* is a registration unit for detecting fingerprints and MIFARE DESFire EV1 RFID transponders. The fingerprints are detected using an RF line sensor by Authentec.

*ekey net station* is intended for use in the *ekey net* network access solution. It has been designed specifically for desktop use by system administrators. The station is operated via a LAN connection.



### Order data

Product name	Part no.
<i>ekey net station</i>	101929

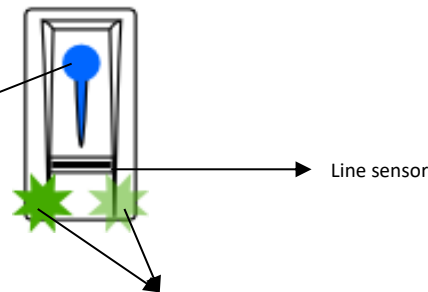
### Standards

*ekey net station* complies with directives 2004/108/EC(CE) and 2011/65/EU (RoHs)

Applied standards	harmonized
EN 61000-6-2	
EN 61000-6-3	



### Controls and optical signaling



Display	Status LED	Meaning of signals
	Lights up orange	The finger scanner is ready for finger detection. You can swipe a finger over the sensor.
	Flickers orange	Data transmission is in progress.
	Lights up green	The quality of the fingerprint is good. The fingerprint has been stored.
	Lights up red	The quality of the fingerprint is poor. Swipe the finger over the sensor again.
	Flashes orange	The finger scanner is offline: There is no data connection to the <i>ekey net converter LAN RS-485</i> or the <i>ekey net terminal server</i> .

Display	Function LEDs	Meaning of signals
	Left: OFF Right: OFF	The finger scanner is online: A data connection has been established with the <i>ekey net converter LAN RS-485</i> and the <i>ekey net terminal server</i> (normal mode).
	Left: Lights up green Right: OFF	The finger scanner is semi-offline: There is no data connection to the <i>ekey net terminal server</i> .
	Flash green alternately	A software update is in progress on the finger scanner.

## Technical specifications

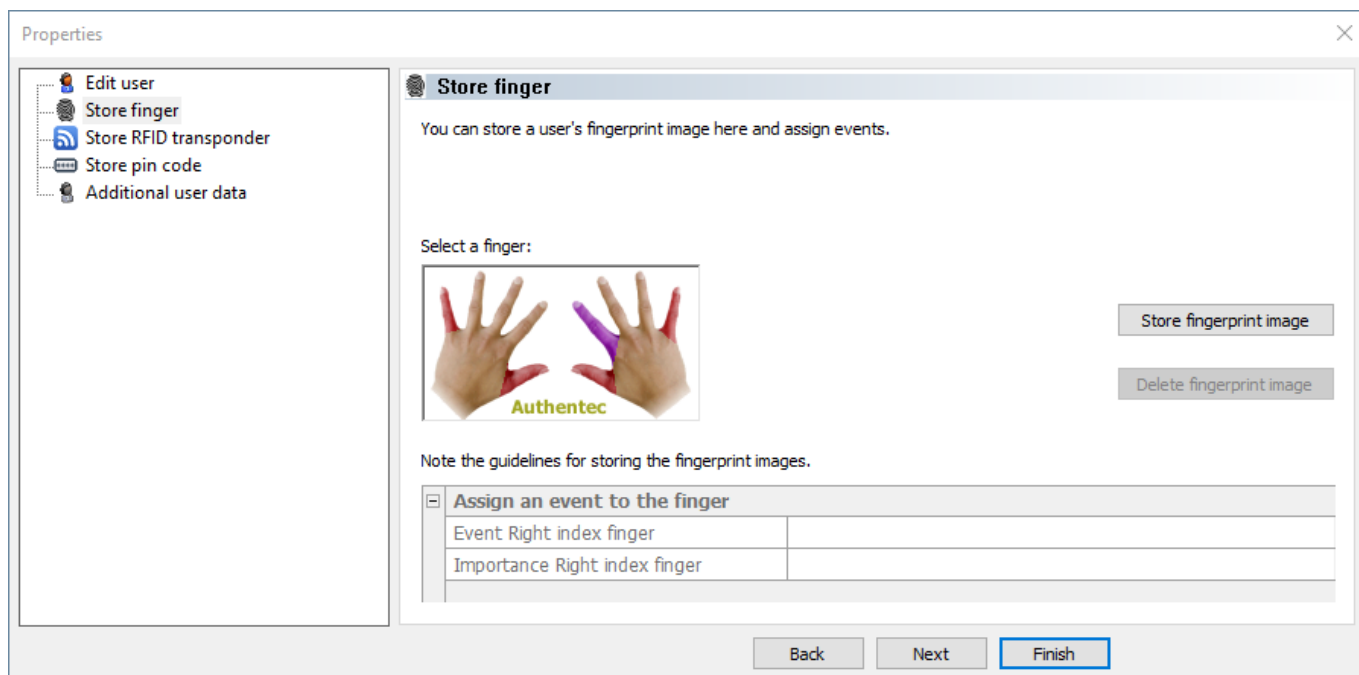
Name	Unit	Values	
<b>Supply voltage via wall power supply (included in scope of delivery)</b>	VDC	V	12 +/- 0.6
<b>Power consumption <sup>1</sup></b>	Idle	W	Approx. 2
	Matching	W	Approx. 2
<b>Temperature range</b>	Storage	°C	0 to +70
	Operation	°C	0 to +70
<b>Operational lifetime</b>	Finger scans		Approx. 10 million
<b>Dimensions L x W x D</b>	mm		150 x 100 x 32 mm
<b>LAN connection</b>			10Base-T or 100Base-TX (auto-sensing)

1) The power consumption varies over the entire supply voltage range  $\pm 10\%$ .

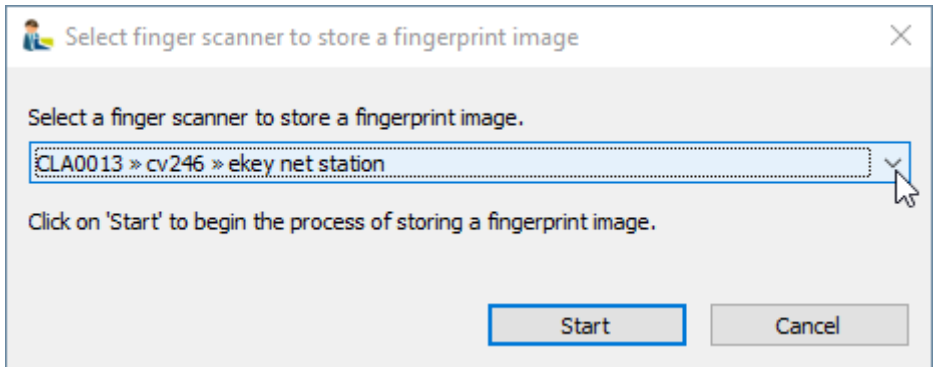
## Commissioning

An *ekey net CV LAN RS-485* is installed in the *ekey net station*.

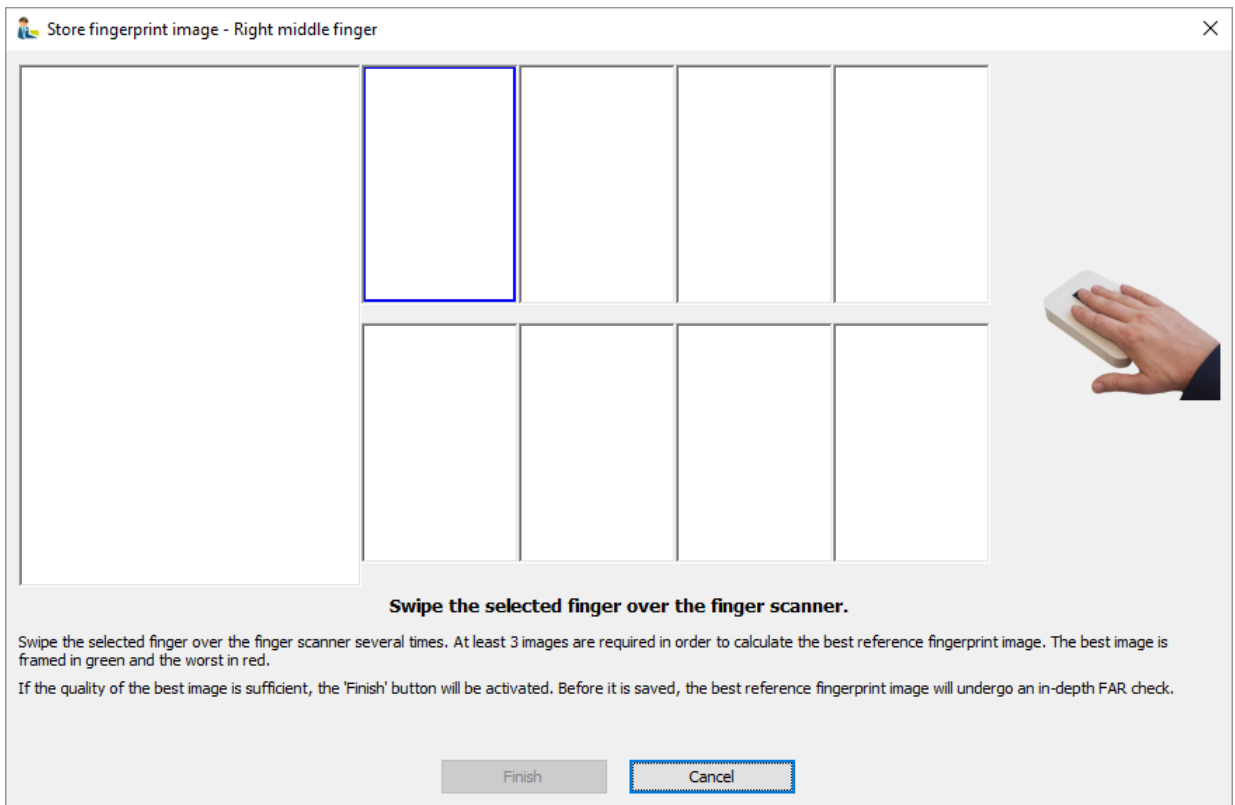
1. Following the *ekey net operating instructions*, start by commissioning the *ekey net converter LAN RS-485* and then the finger scanner. Search for available updates.
2. Select "Add user" in the "User" menu to start the wizard.
3. Select "Store finger" under "Properties".
4. Choose a valid finger from the selection. "Store fingerprint image" is enabled.



- 5. Press "Store fingerprint image". The dialog for selecting the finger scanner appears.



- 6. Select "ekey net station".
- 7. Store the fingerprint.



This supplement is not subject to updating. We reserve the right to make technical modifications and change the product's appearance; any liability for errors and misprints is excluded.