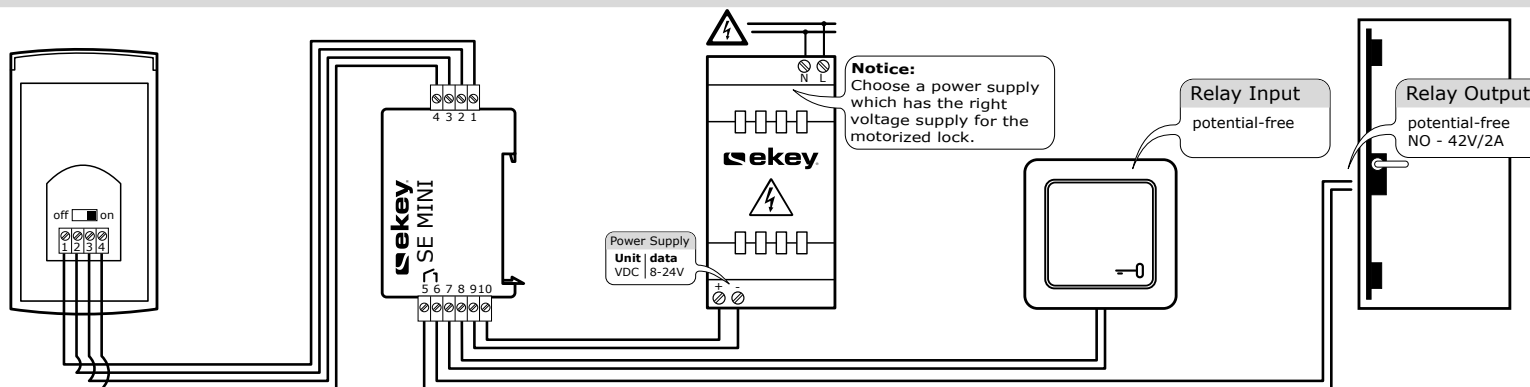

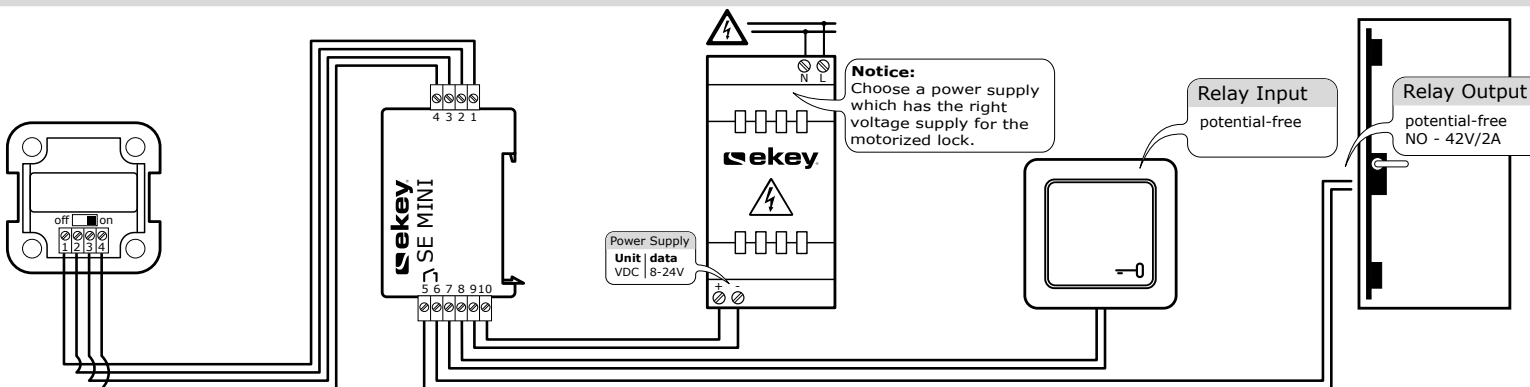

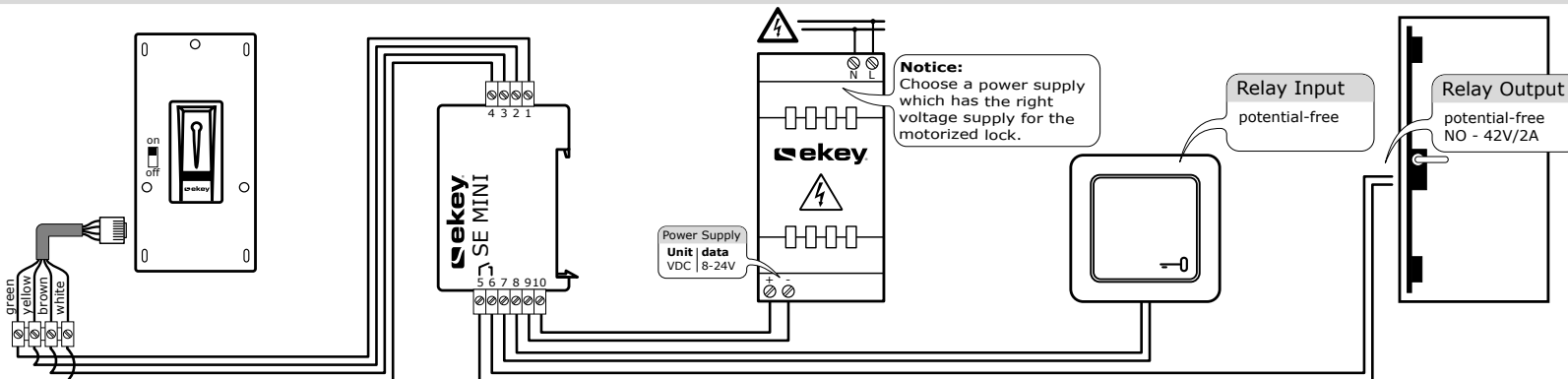
 ekey home CP mini 1: 1 relay, 1 input



 ekey home CP mini 1: 1 relay, 1 input



  ekey home CP mini 1: 1 relay, 1 input



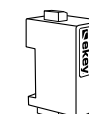
VERKABELUNGSPLAN  
WIRING DIAGRAM  
SCHÉMA ZAPOJENÍ  
SCHÉMA DE CÂBLAGE  
SCHEMA DI CABLAGGIO  
BEKABELINGSPLAN  
SCHÉMA ZAPOJENIA  
NAČRT OŽIČENJA

ID225/686: Version: 5, 22.10.2018  
<http://www.ekey.net/downloads>



**CABLE RECOMMENDATION**

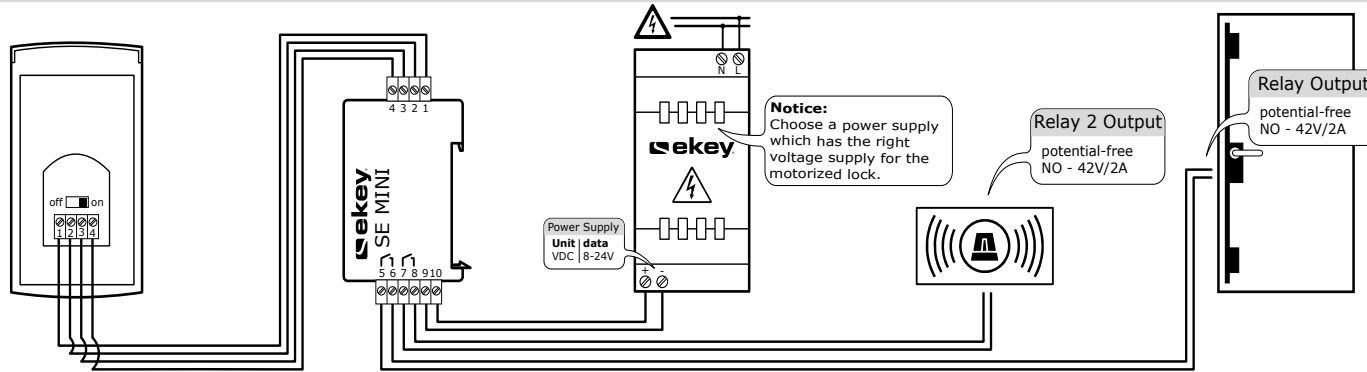
J-Y(ST)Y with 0.6 or 0.8mm<sup>2</sup>



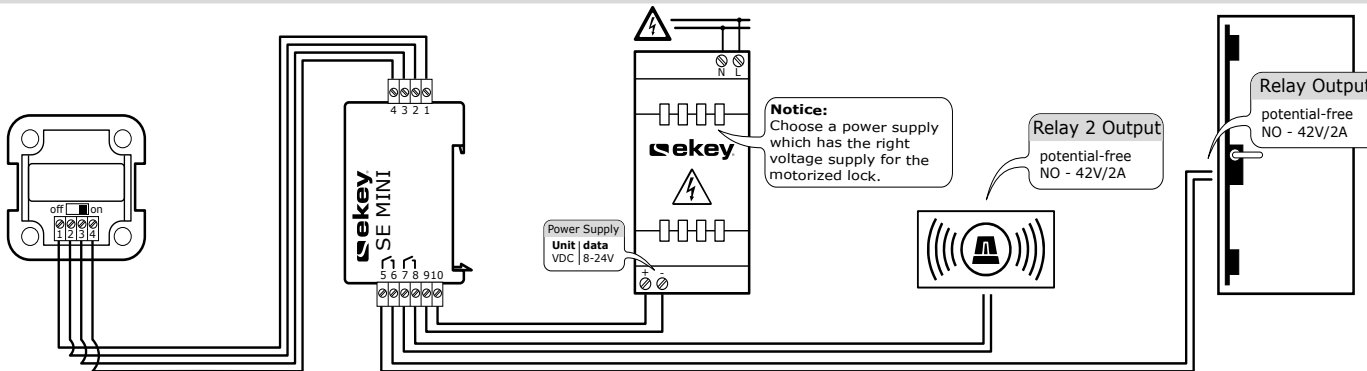
PIN	DESCRIPTION
1	RS485 (Clamp 1)
2	RS485 (Clamp 2)
3	Power supply FS
4	Power supply FS
5	Relay C (common)
6	Relay NO (normally open)
7	Input common
8	Input
9	-VCC
10	+VCC (8-24V DC)



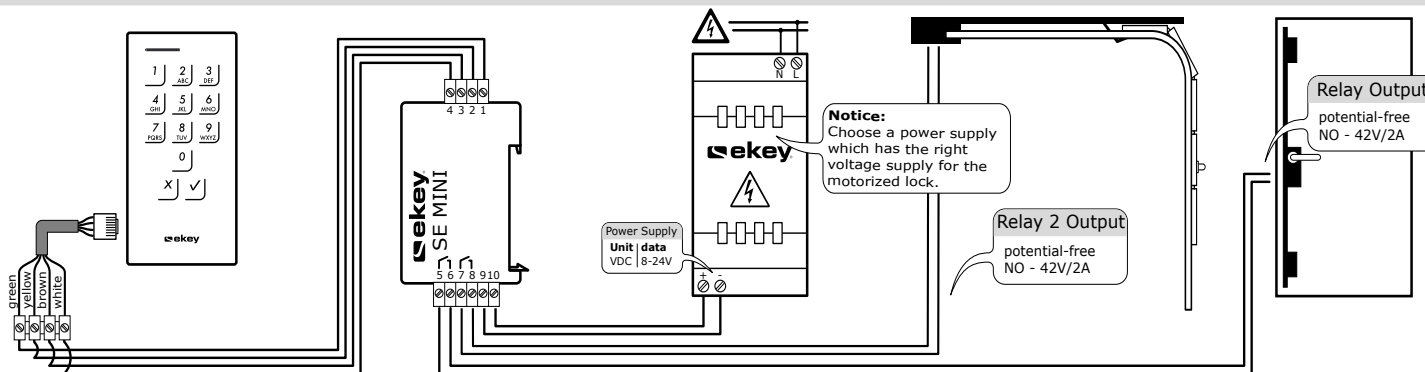
### ekey home CP mini 2: 2 relay



### ekey home CP mini 2: 2 relay



### ekey home CP mini 2: 2 relay



VERKABELUNGSPLAN  
WIRING DIAGRAM  
SCHÉMA ZAPOJENÍ  
SCHEMA DE CÂBLAGE  
SCHEMA DI CABLAGGIO  
BEKABELINGSPLAN  
SCHÉMA ZAPOJENIA  
NAČRT OŽIČENJA

ID225/686: Version: 5, 22.10.2018  
<http://www.ekey.net/downloads>

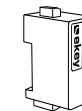


802354



#### CABLE RECOMMENDATION

J-Y(ST)Y with 0.6 or 0.8mm<sup>2</sup>



PIN	DESCRIPTION
1	RS485 (Clamp 1)
2	RS485 (Clamp 2)
3	Power supply FS
4	Power supply FS
5	Relay C (common)
6	Relay NO (normally open)
7	Relay 2 C (common)
8	Relay 2 NO (normally open)
9	-VCC
10	+VCC (8-24V DC)