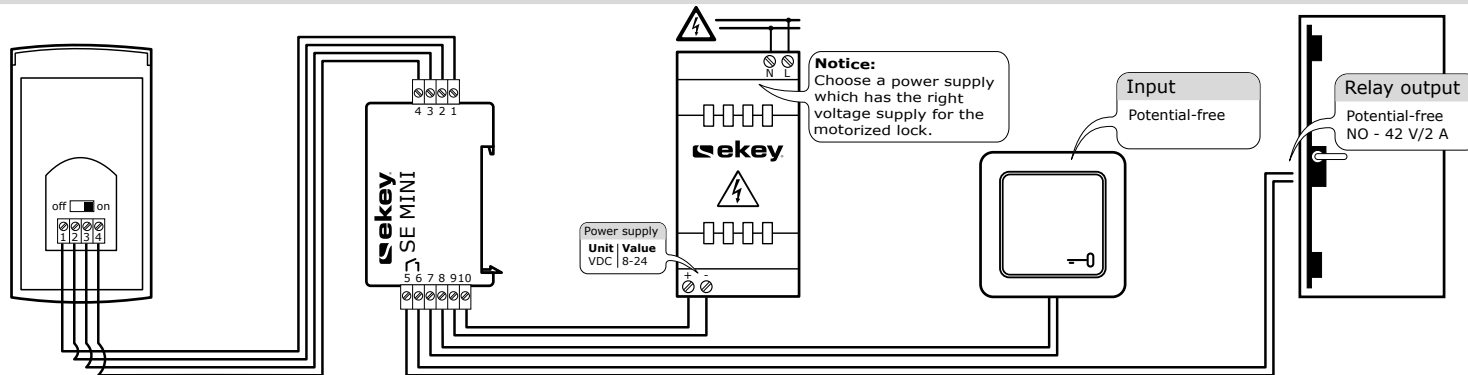

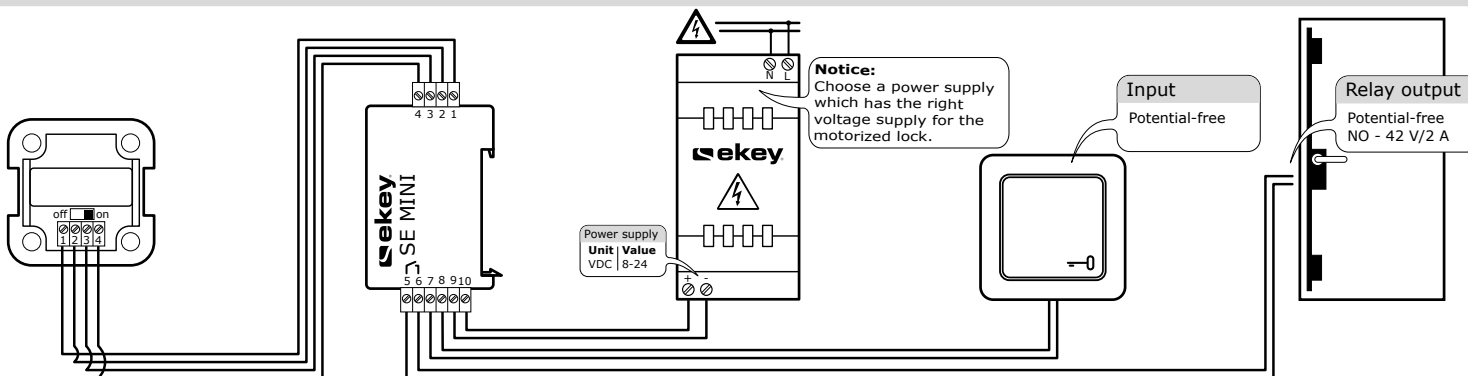


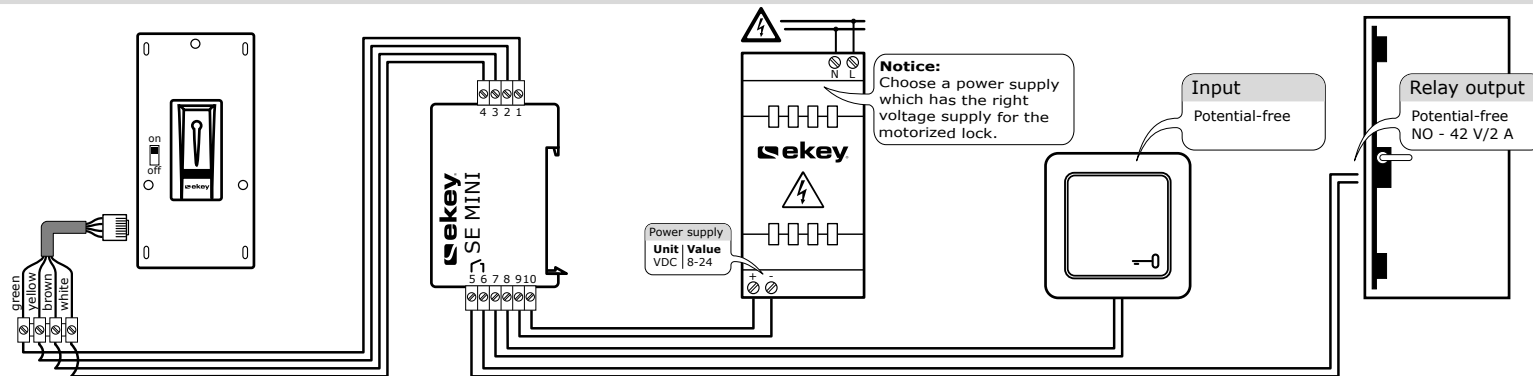
 ekey home CP mini 1: 1 relay, 1 input



 ekey home CP mini 1: 1 relay, 1 input



 or  ekey home CP mini 1: 1 relay, 1 input



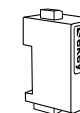
YOUR FINGER. YOUR KEY.
VERKABELUNGSPLAN
WIRING DIAGRAM

ID225/723: Version 6, 2019-07-03
<http://www.ekey.net/downloads>



CABLE RECOMMENDATION

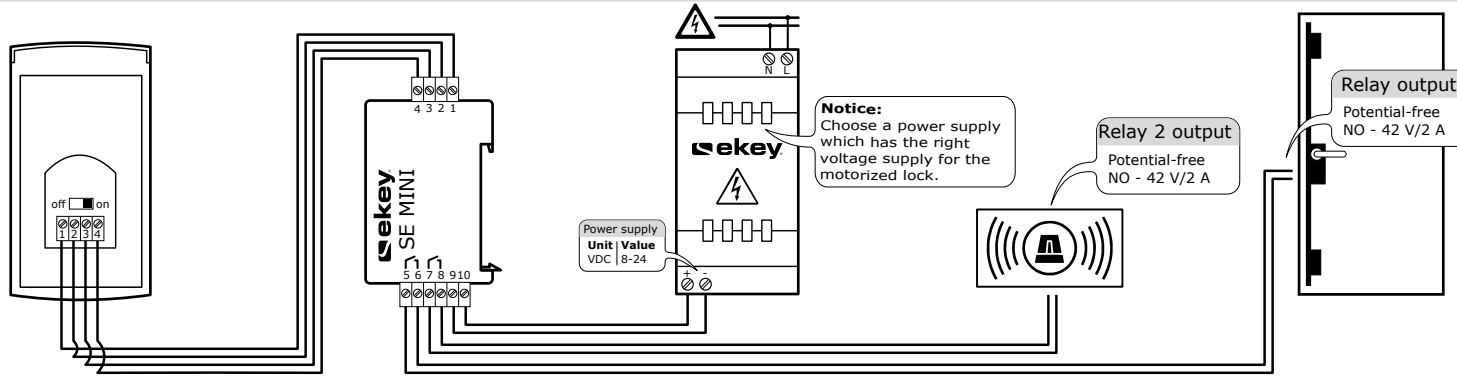
J-Y(ST)Y with \varnothing 0.6 or 0.8 mm



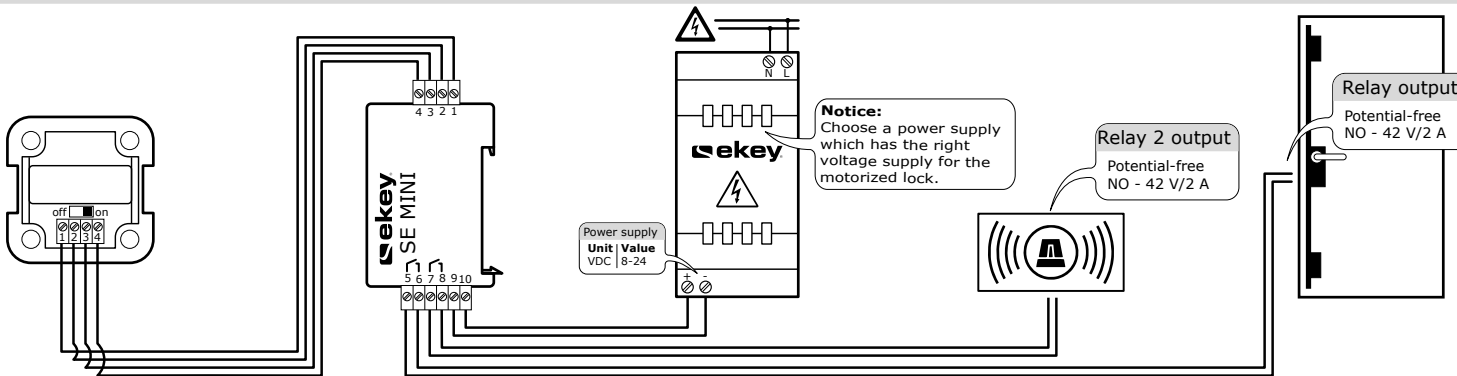
PIN	DESCRIPTION
1	RS-485 (Clamp 1)
2	RS-485 (Clamp 2)
3	Power supply FS
4	Power supply FS
5	Relay C (common)
6	Relay NO (normally open)
7	Input common
8	Input
9	-VCC
10	+VCC (8-24 VDC)



ekey home CP mini 2: 2 relay



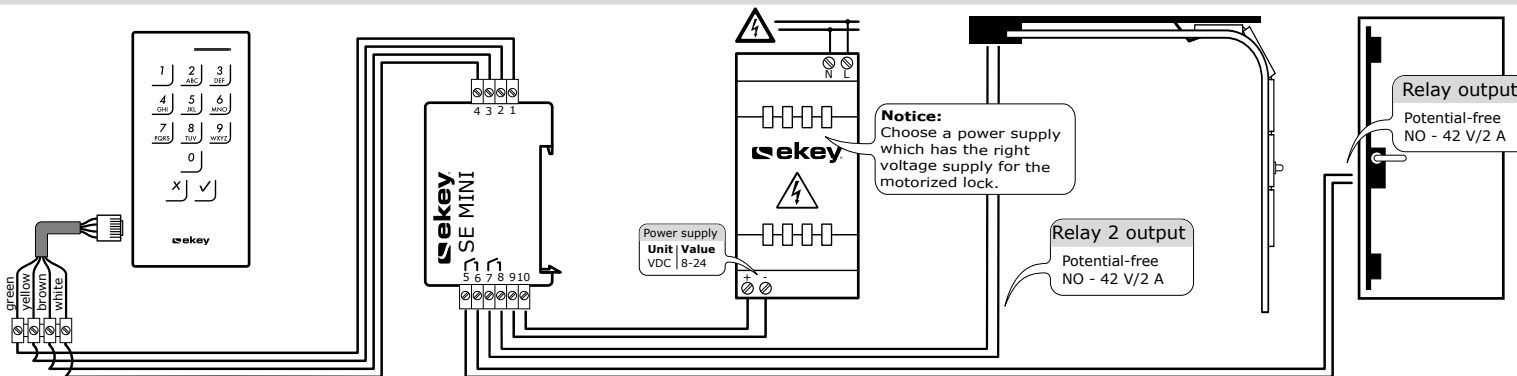
ekey home CP mini 2: 2 relay



or



ekey home CP mini 2: 2 relay



YOUR FINGER. YOUR KEY.

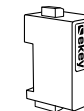
VERKABELUNGSPLAN
WIRING DIAGRAM

ID225/723: Version 6, 2019-07-03
<http://www.ekey.net/downloads>



CABLE RECOMMENDATION

J-Y(ST)Y with \varnothing 0.6 or 0.8 mm



PIN	DESCRIPTION
1	RS-485 (Clamp 1)
2	RS-485 (Clamp 2)
3	Power supply FS
4	Power supply FS
5	Relay C (common)
6	Relay NO (normally open)
7	Relay 2 C (common)
8	Relay 2 NO (normally open)
9	-VCC
10	+VCC (8-24 VDC)